

LUGARDE

RETAIL PRICELIST

2016

- Pricelist from 01-02-2016
- All mentioned prices in this pricelist do include VAT
- We only deliver roadside
- Price, model and product changes without prejudice
- No responsibility will be accepted for printing errors.

PRIMA-SYSTEM (BASIC MODELS)

Page 14 Octagonal summerhouses Ø250cm / 28mm

PL02	Prima Leonie Ø250 (floor included)	£2.525,00
PA02	Prima Andrea Ø250 (floor included)	£2.000,00

Create your own Ø250cm / 28mm summerhouse:

STEP 1	Ø250cm / 28mm wall structure and pre-shingled roof	£1.605,00
STEP 2	Choose the desired window(s) and door(s)	
STEP 3	Extras for Octagonal Ø250 / 28mm summerhouses	
VL250	Floor Ø250cm	£210,00
VL250LA	Floor for open model Ø250 (floor in Larch)	£320,00
	Surcharge for translucent pre-treatment	- 15%
	Paint doors/windows (on the w&d costs)	- 30%
	1x impregnation + 1x paint outside of walls	£310,00
	Lower roof to 250cm height	£0,00
	Made to measure bench for Ø250 (ca. 100cm)	£80,00
	Made to measure cushion for Ø250 (ca. 100cm)	£70,00

Page 16 Octagonal summerhouses Ø300cm / 28mm

PL05	Prima Louisa Ø300 (floor included)	£3.295,00
PC02	Prima Christina Ø300 (Larch floor included)	£2.395,00

Create your own Ø300cm / 28mm summerhouse:

STEP 1	Ø300cm / 28mm wall structure and pre-shingled roof	£1.945,00
STEP 2	Choose the desired window(s) and door(s)	
STEP 3	Extras for Octagonal Ø300 / 28mm summerhouses	
VL300	Floor Ø300cm	£245,00
VL300LA	Floor for open model Ø300 (Floor in Larch)	£365,00
	Surcharge for translucent pre-treatment	- 15%
	1x impregnation + 1x paint outside of walls	£365,00
	Paint doors/windows (on the w&d costs)	+ 30%
	Lower roof to 250cm height	£0,00
	Made to measure bench for Ø300 (ca. 125cm)	£85,00
	Made to measure cushion for Ø300 (ca. 125cm)	£70,00

Page 18 Octagonal summerhouses Ø350 / 44mm

PB06	Prima Bella Ø350 (floor included)	£4.570,00
VL350	Floor Ø350	£350,00
VL350LA	Floor for open model Ø350 (floor in Larch)	£520,00

Page 19 Octagonal summerhouses Ø400 / 44mm

PG12	Prima Grand Four Ø400 (floor included)	£5.140,00
VL400	Floor Ø400	£435,00

Create your own Ø350 / Ø400 / Ø500 / Ø600 or Ø730cm / 44mm

STEP 1	Wall structure and shingled roof Ø350	£3.020,00
	Wall structure and shingled roof Ø400	£3.650,00
	Wall structure and shingled roof Ø500	£4.010,00
	Wall structure and shingled roof Ø600	£4.400,00
	Wall structure and shingled roof Ø730	£5.830,00
STEP 2	Choose the desired window(s) and door(s)	
STEP 3	Extras for Octagonal Ø350 t/m Ø700 summerhouses	
	Floor Ø350	£350,00
	Floor Ø400	£435,00
	Floor Ø500	£615,00
	Floor Ø600	£850,00
	Floor Ø730	£1.235,00
	Surcharge for translucent pre-treatment	- 15%
	Paint doors/windows (on the w&d costs)	- 30%
	1x impregnation + 1x paint outside of walls	+ 15%

Page 20 Oval summerhouses 300x250, 350x300 / 28mm

PR02	Prima Rianne 300x250cm (floor included)	£3.365,00
PS04	Prima Sebia 350x300cm (floor included)	£4.055,00

Page 21 Oval summerhouses 445x350 en 525x385cm / 44mm

PJ12	Prima Josephine 445x350cm (floor included)	£5.100,00
PN01	Prima Nadine 525x385cm (floor included)	£6.350,00

Create your own oval summerhouse:

STEP 1	300x250cm / 28mm wall structure and roof	£2.295,00
	350x300cm / 28mm wall structure and roof	£2.665,00
	445x350cm / 44mm wall structure and roof	£3.465,00
	525x385cm / 44mm wall structure and roof	£4.275,00
STEP 2	Choose the desired window(s) and door(s)	
STEP 3	Extras for the oval summerhouses	
	floor 300x250cm	£230,00
	floor 350x300cm	£305,00
	floor 445x350cm	£450,00
	floor 525x385cm	£540,00
	Surcharge for translucent pre-treatment	+ 15%
	Paint doors/windows (on the w&d costs)	+ 30%
	1x impregnation + 1x paint outside of walls	+ 15%

Page 24 Pentagonal summerhouses (floors included)

PFA01	Prima Fifth Avenue 180x180cm / 28mm	£1.535,00
	Made to measure bench PFA01 (ca. 180cm)	£265,00
	Made to measure cushion PFA01 (ca. 180cm)	£115,00
PFA02	Prima Fifth Avenue 240x240cm / 28mm	£2.340,00

Page 25

PFA03	Prima Fifth Avenue 300x300cm / 28mm	£3.300,00
PFA04	Prima Fifth Avenue 360x360cm / 44mm	£4.465,00

Page 28 Pentagonal summerhouses with storage (DUO) (floors incl.)

PFA05	Prima Fifth Avenue duo 240x360cm / 28mm	£3.905,00
PFA06	Prima Fifth Avenue duo 300x480cm / 28mm	£4.970,00

Page 29

PFA08	Prima Fifth Avenue duo 360x540cm / 44mm	£6.385,00
PFA12	Prima Fifth Avenue duo 420x600cm / 44mm	£7.470,00

Page 31 Pentagonal summerhouses with veranda

PR05	Prima Rose 300x480cm / 28mm (int. Floor incl.)	£2.960,00
PL16	Prima Lily 300x600cm / 28mm (int. Floor incl.)	£4.020,00

Page 36 Square and rectangular summerhouses

PT01	Prima Thomas 180x180cm / 28mm (floors incl)	£1.425,00
PJ16	Prima Jessica 240x240cm / 28mm (floors incl.)	£2.135,00

Page 37 (floors included)

PG22	Prima Summertime 300x300cm / 28mm	£2.495,00
PG23	Prima Demy 360x360cm / 44mm	£4.015,00

Page 41 Square and rectangular summerhouses with veranda

PJ13	Prima Jake 300x600cm / 28mm (int. floor incl.)	£3.325,00
PJ17	Prima Julia 300x660cm / 28mm (int. floor incl.)	£3.705,00

Page 42

PT07	Prima Tom 420x540cm / 28mm (int. floor incl.)	£4.785,00
PS35	Prima Sophia 600x600cm / 28mm (int. Floor incl.)	£4.650,00

Page 55 Gazebos (floors not included)

VH01	Gazebo Hawai 300x300cm	£2.140,00
VT01	Gazebo Tenerife 300x300cm	£1.845,00
Page 60/61		
VP10	Gazebo Palma 400x800cm	£4.470,00
VC05	Gazebo Curaçao 300x600cm	£3.335,00

Page 63 Lean to Verandas (floors not included)

AW20	Lean to veranda Winston 400x860cm	£4.245,00
AE25	Lean to veranda Emma 300x700cm	£3.225,00

Calculate your own lean-to veranda:

£ 90,00 per m2 + Post on each corner and every 300cm + options

CREATE YOUR OWN PRIMA-SYSTEM SUMMERHOUSE

STEP 1: CHOOSE YOUR WALL STRUCTURE

SQUARE AND RECTANGULAR WALL STRUCTURES 44MM

dim.	180	240	300	360	420	480	540
120	£620	£745	£870	£985	£1.110	£1.230	£1.355
180	£760	£860	£970	£1.075	£1.210	£1.350	£1.450
240	£860	£970	£1.075	£1.210	£1.350	£1.450	£1.565
300	£970	£1.075	£1.210	£1.350	£1.450	£1.565	£1.660
360	£1.075	£1.210	£1.350	£1.450	£1.565	£1.660	£1.830
420	£1.210	£1.350	£1.450	£1.565	£1.660	£1.830	£1.930

SQUARE AND RECTANGULAR WALL STRUCTURES 28MM

dim.	180	240	300	360
120	£465	£535	£630	£705
180	£535	£630	£700	£790
240	£630	£665	£745	£830
300	£700	£745	£785	£905
360	£790	£830	£905	£990

PENTAGONAL WALL STRUCTURES 44MM

dim.	180	240	300	360	420	480	540
180	£835	£940	£1.075	£1.210	£1.295	£1.450	£1.565
240	£940	£1.110	£1.210	£1.295	£1.450	£1.565	£1.720
300	£1.075	£1.210	£1.295	£1.450	£1.565	£1.660	£1.745
360	£1.210	£1.295	£1.450	£1.565	£1.660	£1.800	£1.830
420	£1.295	£1.450	£1.565	£1.660	£1.785	£1.930	£2.070

PENTAGONAL WALL STRUCTURES 28MM

dim.	180	240	300	360
180	£600	£665	£760	£845
240	£665	£720	£785	£885
300	£760	£785	£835	£960
360	£845	£885	£960	£1.040

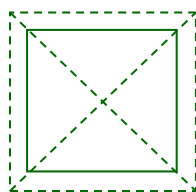
STEP 2: CHOOSE YOUR ROOF TYPE & DIMENSIONS. (+ if necessary roof for veranda)

PYRAMID ROOFS (For all wall structures in 28mm and 44mm)

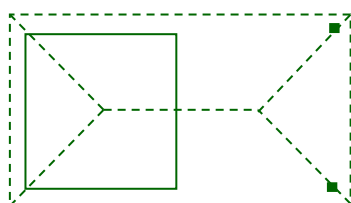
dim.	180	240	300	360	420	480	540	600
180	£600	£760	£915	£1.125	£1.350	£1.565	£1.785	£1.930
240	£760	£760	£970	£1.180	£1.450	£1.635	£1.860	£2.070
300	£915	£970	£1.025	£1.295	£1.525	£1.720	£1.915	£2.115
360	£1.125	£1.180	£1.295	£1.480	£1.620	£1.800	£2.015	£2.230
420	£1.350	£1.450	£1.525	£1.620	£1.620	£1.885	£2.145	£2.420

> Bigger sizes on request

Thick outside edge: no metal cap delivered



1x pyramid roof
(withouth canopy)




Pyramid roof bigger than wall structure to create a canopy. (please note! the roof construction is open).


FLAT ROOFS (for all wall structures in 28mm and 44mm)

dim.	180	240	300	360	420	480	540	600
180	£490	£535	£645	£730	£860	£990	£1.110	£1.210
240	£535	£630	£760	£885	£1.025	£1.070	£1.210	£1.320
300	£645	£760	£860	£1.045	£1.180	£1.300	£1.455	£1.590
360	£730	£885	£1.045	£1.210	£1.365	£1.550	£1.690	£1.860
420	£860	£1.025	£1.180	£1.365	£1.505	£1.660	£1.830	£1.985

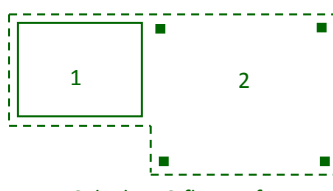
> Bigger sizes on request



1 flat roof
(without canopy)



1x flat roof
(Bigger than wall structure to create a canopy)



Calculate 2 flat roofs to create a staggered canopy.

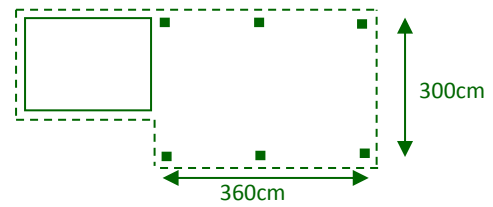
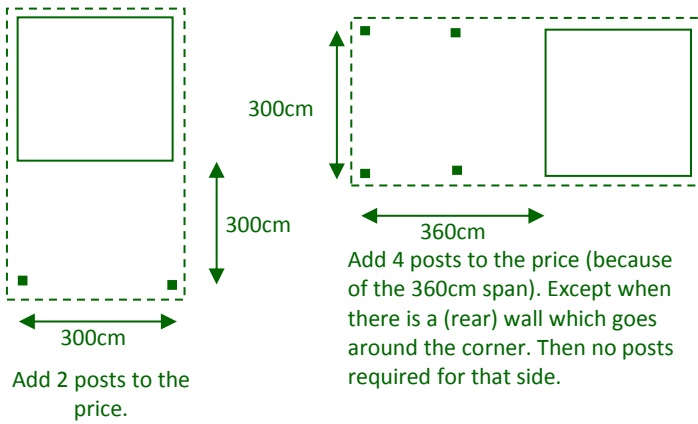
STEP 3: CALCULATE A WALL OR BALUSTRADE FOR YOUR CANOPY (WHEN REQUIRED)

28mm wall	£85,00	Per m1 Wall	Max. length with 28mm is 360cm
44mm wall	£110,00	Per m1 Wall	
Balustrade vertical or with cross	£45,00	Per m1 balustrade	(balustrade: a post is needed on both sides)

STEP 4: CALCULATE THE REQUIRED NUMBER OF POSTS FOR YOUR CANOPY/VERANDA

Post 12x12cm incl. braces and adjustable feet £105,00

Below plans are an example and shows how to calculate the number of posts needed
(Maximum span without middle supporting post is 300cm)



STEP 5: CHOOSE YOUR door(S) AND WINDOW(S) FROM THE DOOR AND WINDOW PRICE LIST

See the doors and windows list for possibilities and prices.

STEP 6: CHOOSE YOUR OPTIONS

Floor	£28,00	per m2	Arbor	£40,00	per m2
Veranda floor (Larch)	£40,00	per m2	Insulation (pyramidroof)	50%	Over price pyramidroof
Increase wall 28mm	£5,70	Per m1	Insulation (flat roof)	£40,00	per m2 wall structure size
Increase wall 44mm	£8,20	Per m1	Insulation (floor)	£19,00	per m2 floorsize
Mezzanine floor / ceiling	£50,00	Per m2	insulation (wall)	£85,00	per m1 wall (up to top)
Surcharge for translucent pre-treatment	15%	(of items treated)	Glasswall/rail:		
1x impregnation + 1x paint outside of walls	30%	(on the wall structure costs)	Per metre	£310,00	
Paint doors/windows	30%	(on cost of windows/doors)	(For an intermediate size, you calculate 1 full metre).		
Pedestal 80cm	£40,00	per piece	Draf proofing bristle strip	£60,00	per piece
Pedestal 20cm	£25,00	per piece	Lock (for glasswall)		on request

CREATE YOUR OWN GAZEBO

STEP 1: CHOOSE YOUR GAZEBO

Gazebo with pyramid roof (incl. posts / braces and aluminium feet).

dim.	180	240	300	360	420	480	540	600
180	£975	£1.140	£1.240	£1.705	£1.930	£2.140	£2.365	£2.510
240	£1.140	£1.140	£1.360	£1.765	£2.040	£2.225	£2.435	£2.645
300	£1.300	£1.360	£1.410	£1.875	£2.120	£2.305	£2.495	£2.705
360	£1.705	£1.765	£1.875	£2.260	£2.385	£2.585	£2.790	£3.005
420	£1.930	£2.030	£2.110	£2.385	£2.385	£2.650	£2.925	£3.205

> Bigger sizes on request

Number of posts

4 posts	6 posts
6 posts	8 posts

Gazebo with flatroof (incl. posts / braces and aluminium feet).

dim.	180	240	300	360	420	480	540	600
180	£870	£930	£1.035	£1.310	£1.440	£1.505	£1.605	£1.705
240	£930	£1.005	£1.140	£1.470	£1.610	£1.675	£1.815	£1.920
300	£1.035	£1.140	£1.265	£1.655	£1.765	£1.950	£2.090	£2.215
360	£1.310	£1.470	£1.655	£1.985	£2.150	£2.310	£2.475	£2.630
420	£1.440	£1.610	£1.765	£2.150	£2.290	£2.445	£2.615	£2.770

> Bigger sizes on request

Aantal posts:

4 posts	6 posts
6 posts	8 posts

STEP 2: CHOOSE YOUR WALLS / BALUSTRADES (WHEN REQUIRED)

28mm wall	(per m1 full wall)	£85,00	Balustrade vertical or with cross	£45,00
44mm wall	(per m1 full wall)	£110,00	Extra post for balustrade of wall	£100,00

STEP 3: CHOOSE YOUR door(S) AND WINDOW(S) FROM THE DOOR AND WINDOW PRICE LIST

See the doors and windows list for possibilities and prices.

STEP 4: CHOOSE YOUR OPTIONS

Surcharge for translucent pre-treatment	+ 15%	Veranda floor (Larch)	£40,00	per m2
Paint doors/windows (on cost windows&doors)	+ 30%	Glasswall/rail:	£310,00	Per meter
pedestal 80cm	£40,00	(For an intermediate size, you calculate 1 full meter extra).		
pedestal 20cm	£25,00	Draft proofing bristle strip	£60,00	per piece

PRO-SYSTEM (BASIC MODELS)

Page 66

PB08 Beaumont 336x628cm (internal floor incl.) £4.735,00

Page 67

PA08 Alexandra 300x250cm (floor included) £2.610,00

Page 68

PS06 Springfield 350x822cm (internal floor incl.) £5.605,00

Page 70

PR32 Riverton 386x586cm (internal floor incl.) £4.170,00

Page 71

PW05 Woodville 586x486cm £5.920,00

Page 72






PQ01 Queenstown 350x486cm (internal floor incl.) £4.100,00

Page 73

PH01 Hamilton 350x486cm £3.045,00

CREATE YOUR OWN PRO-SYSTEM

STEP 1: CHOOSE YOUR POSTS

Post A	Freestanding Post 14x14cm	£70,00	
Post B	End Post 14x14cm	£80,00	
Post C	Intermediate Post 14x14cm	£85,00	
Post D	Corner Post 14x14cm	£85,00	
Post E	Intermediate Post with internal wall 14x14cm	£95,00	

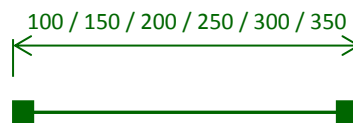
1 set of 2 braces (9x9cm) £25,00

(from 300cm span it is required)

1 set of 2 braces (4,5x9cm decorative braces for wall) £15,00

STEP 2: CHOOSE YOUR 28MM WALLS AND BALUSTRADES

Wall A	100cm	£70,00
Wall B	150cm	£100,00
Wall C	200cm	£130,00
Wall D	250cm	£165,00
Wall E	300cm	£195,00
Wall F	350cm	£215,00
Balustrade vertical or with cross		£45,00 per m1



STEP 3: CHOOSE YOUR ROOF

Flat roof	£85,00	Per m2 floorsize (Outside Post - Outside Post)
Apex roof 25°	£80,00	Per m2 floorsize (Outside Post - Outside Post)
Apex roof 40°	£95,00	Per m2 floorsize (Outside Post - Outside Post)

	25° roof	40° roof	
Gable end 250cm	£30,00	£45,00	Per gable end
Gable end 300cm	£55,00	£80,00	Per gable end
Gable end 350cm	£70,00	£115,00	Per gable end
Gable end 400cm	£95,00	£155,00	Per gable end
Gable end 450cm	£115,00	£195,00	Per gable end
Gable end 500cm	£140,00	£225,00	Per gable end
Gable end 550cm	£165,00	£265,00	Per gable end
Gable end 600cm	£185,00	£300,00	Per gable end

STEP 4: CHOOSE YOUR DOOR(S) AND WINDOW(S)

See the doors and windows list for possibilities and prices.

STEP 5: CHOOSE YOUR OPTIONS

Floor	£28,00	per m2	Glasswall/rail:	Per meter	£310,00
Veranda floor (Larch)	£40,00	per m2	(For an intermediate size, you calculate 1 full meter extra).		
Mezzanine floor / Ceiling	£50,00	Per m2	Draft proofing bristle strip	per piece	£60,00
Surcharge for translucent pre-treatment		+ 15%	Lock (for glasswall)		on request
Paint outside walls (on cost walls/posts/gables)		+ 30%	Insulation (Apex roof 25°)	per m2 floorsize	£45,00
Paint doors/windows (on cost of windows&doors)		+ 30%	Insulation (Apex roof 40°)	per m2 floorsize	£55,00
Pressure treatment (over complete price excl. w/d)		+ 20%	Insulation (flatroof)	per m2 floorsize	£40,00
pedestal 80cm	£40,00		Insulation (floor)	per m2 floorsize	£19,00
			Wall Insulation	per m1 Wall (up to top)	£85,00

LOG CABINS (BASIC MODELS)

Page 77 Log Cabins 28mm (floors included)

BY14	Log Cabin Yorkshire 240x180cm / 28mm	£1.365,00
BC14	Log Cabin Cornwall 240x240cm / 28mm	£1.560,00
BS05	Log Cabin Somerset 300x300cm / 28mm	£2.095,00

Page 78

BY11	Log Cabin York 360x360cm / 28mm	£3.280,00
------	---------------------------------	-----------

Page 82 Log Cabins 44mm (internal floors included)

BA11	Log Cabin Alabama 300x400cm / 44mm	£3.480,00
BV06	Log Cabin Vermont 400x300cm / 44mm	£3.240,00

Page 83

BL02	Log Cabin Lennon 400x350cm / 44mm	£4.195,00
BM04	Log Cabin Malibu 400x400cm / 44mm	£4.285,00

Page 86

BN01	Log Cabin Nick 400x300cm / 44mm	£4.300,00
BB12	Log Cabin Bristol 400x500cm / 44mm	£5.055,00

Page 92

BB08	Log Cabin Brooklyn 350x600cm / 44mm	£5.805,00
BD06	Log Cabin Dubai 550x500cm / 44mm	£6.125,00

Page 96

BN12	Log Cabin Nottingham 600x600cm / 44mm	£7.285,00
BG10	Log Cabin Geneve 600x600cm / 44mm	£9.100,00

Page 99

BF04	Log Cabin Forest 400x800cm / 44mm	£11.960,00
------	-----------------------------------	------------

Page 100

BD03	Log Cabin Daisy 550x850cm / 44mm	£9.790,00
------	----------------------------------	-----------

Page 101

BC10	Log Cabin Cambridge 778x800cm / 44mm	£16.235,00
------	--------------------------------------	------------

Page 102

BB03	Log Cabin Bonaire 550x850cm / 44mm	£10.395,00
------	------------------------------------	------------

Page 105 Garages (all garages are excl. floors).

BG04	Garage Colorado 300x500cm / 44mm	£4.170,00
BG07	Garage Devon 350x500cm / 44mm	£4.245,00

Page 106

BI20	Garage Indiana 400x700cm / 44mm	£5.665,00
------	---------------------------------	-----------

Page 108

BG08	Garage Kent 650x500cm / 44mm	£9.950,00
BM06	Garage Miami 750x800cm / 44mm	£12.205,00

Page 109

CP4254	Carport 420x540cm flat roof	£2.780,00
CP4060	Carport 400x600cm Apex roof	£2.455,00

CREATE YOUR OWN LOG CABIN

STEP 1: CHOOSE YOUR LOG CABIN 28MM, 44MM OR 68MM

Log Cabins 44mm

(incl. Apex, A-symmetric, pent with shingles or flat roof with EPDM)



Frontage of gable end with apex roof

Depth	200	250	300	350	400	450	500	550	600	650
200	£1.140	£1.350	£1.565	£1.775	£1.990	£2.210	£2.440	£2.690	£2.935	£3.195
250	£1.310	£1.535	£1.765	£2.000	£2.225	£2.465	£2.715	£2.975	£3.245	£3.525
300	£1.465	£1.720	£1.975	£2.215	£2.465	£2.720	£2.985	£3.265	£3.550	£3.850
350	£1.635	£1.900	£2.180	£2.435	£2.695	£2.975	£3.255	£3.550	£3.860	£4.185
400	£1.805	£2.085	£2.385	£2.660	£2.790	£3.230	£3.535	£3.845	£4.170	£4.510
450	£1.970	£2.270	£2.590	£2.875	£3.170	£3.490	£3.805	£4.140	£4.480	£4.845
500	£2.180	£2.525	£2.890	£3.215	£3.540	£3.915	£4.280	£4.675	£5.060	£5.510
550	£2.350	£2.705	£3.100	£3.435	£3.780	£4.170	£4.550	£4.970	£5.370	£5.845
600	£2.510	£2.890	£3.300	£3.660	£4.015	£4.425	£4.820	£5.260	£5.680	£6.170
650	£2.680	£3.075	£3.510	£3.875	£4.245	£4.680	£5.090	£5.555	£5.990	£6.500
700	£2.845	£3.255	£3.710	£4.090	£4.485	£4.935	£5.365	£5.850	£6.300	£6.835
750	£3.005	£3.440	£3.920	£4.315	£4.720	£5.195	£5.635	£6.145	£6.605	£7.160
800	£3.225	£3.695	£4.225	£4.650	£5.090	£5.620	£6.115	£6.680	£7.190	£7.495
850	£3.395	£3.885	£4.425	£4.875	£5.330	£5.880	£6.385	£6.975	£7.500	£7.830
900	£3.550	£4.070	£4.635	£5.090	£5.565	£6.140	£6.655	£7.270	£7.810	£8.155

Log Cabins 44mm:

- 68mm Wall thickness: 44mm price +30%
- For an in-between size, calculate the next size up
- Larger than the matrix sizes available is £ 170,00 per m2. With 68mm £ 220,00
- The top size is the size of the gable side the sizes on the left are the depth
- Flat roofs max. 450cm span (for example 450x900cm is possible) (larger span than 450cm on request)
- With flat roofs you calculate the lowest price of the matrix. (of needed size)

Log Cabins 28mm

(incl. Gable roof with shingles or flat roof with epdm).

dim.	180	240	300	360
180	£806	£938	£1.077	£1.209
240	£938	£1.077	£1.209	£1.349
300	£1.077	£1.209	£1.349	£1.480
360	£1.209	£1.349	£1.480	£1.620

NO internal walls and NO made to measure possible

Log Cabins 28mm:

- No made to measure possible
- No internal walls possible
- Top size is the gable end side left size is the depth

STEP 2: CHOOSE YOUR CANOPY (OPTIONAL)

FRONT CANOPY (For Apex roof)

(Incl. posts / braces and adjustable feet)

dim.	200	250	300	350	400	450	500	550	600	650
100	£145	£180	£210	£250	£280	£320	£350	£390	£425	£455
150	£465	£545	£620	£690	£760	£835	£1.015	£1.085	£1.165	£1.230
200	£535	£630	£720	£805	£900	£985	£1.180	£1.265	£1.350	£1.440
250	£605	£720	£820	£920	£1.030	£1.130	£1.335	£1.440	£1.540	£1.645
300	£675	£805	£920	£1.040	£1.165	£1.280	£1.495	£1.610	£1.730	£1.850
350	£750	£900	£1.030	£1.165	£1.295	£1.425	£1.660	£1.790	£1.920	£2.055
400	£820	£985	£1.130	£1.280	£1.425	£1.575	£1.820	£1.970	£2.115	£2.265
450	£1.100	£1.280	£1.455	£1.630	£1.805	£1.985	£2.265	£2.435	£2.610	£2.790
500	£1.210	£1.435	£1.660	£1.875	£2.100	£2.315	£2.645	£2.860	£3.085	£3.300
550	£1.280	£1.520	£1.760	£2.005	£2.250	£2.490	£2.835	£3.075	£3.315	£3.555
600	£1.350	£1.605	£1.870	£2.125	£2.380	£2.635	£2.990	£3.255	£3.510	£3.620

↓ Deeper on request

Canopy Apex roofs:

- Incl. shingles
- For an in-between size, calculate the next size up
- posts and braces included
- Top size is the gable end side
- With 100cm depth no posts delivered (all other sizes are with posts).

CANOPY (For flat roof)

dim.	200	250	300	350	400	450	500	550	600	650
100	£365	£410	£450	£490	£630	£675	£715	£760	£790	£835
150	£450	£505	£575	£630	£790	£855	£915	£975	£1.040	£1.095
200	£525	£610	£690	£765	£955	£1.040	£1.115	£1.195	£1.280	£1.355
250	£610	£715	£815	£915	£1.115	£1.215	£1.320	£1.420	£1.520	£1.620
300	£690	£815	£930	£1.055	£1.280	£1.405	£1.520	£1.645	£1.760	£1.885
350	£765	£905	£1.055	£1.195	£1.440	£1.580	£1.730	£1.870	£2.005	£2.145
400	£1.055	£1.215	£1.380	£1.540	£1.805	£1.970	£2.130	£2.285	£2.450	£2.610

> Wider on request

Canopy flat roofs:

- included (EPDM)
- For an in-between size, calculate the next size up
- posts and braces included
- Top size is the gable end side

STEP 3: CHOOSE YOUR WALLS AND BALUSTRADES (OPTIONAL)

Log Cabin Wall 44mm	£130,00	per m1 full wall
Log Cabin Wall 68mm	£170,00	per m1 full wall
Balustrade with cross or vertical	£45,00	per m1 balustrade
Extra Post (incl. braces and adjustable feet)	£100,00	per piece

STEP 4: CHOOSE YOUR INTEGRAL CANOPY (OPTIONAL)

Integral canopy (posts / braces and adjustable feet included)

dim.	100	150	200	250	300	350
200	£300	£370	£455	£545	£630	£720
250	£325	£420	£505	£610	£715	£815
300	£350	£455	£575	£665	£760	£860
350	£370	£495	£620	£745	£860	£975
400	£475	£610	£745	£875	£1.010	£1.140
450	£495	£635	£790	£940	£1.085	£1.230
500	£520	£680	£855	£1.015	£1.180	£1.335
550	£560	£730	£900	£1.075	£1.255	£1.435
600	£580	£765	£955	£1.140	£1.320	£1.505

> Bigger sizes on request

Integral canopy:

- shingles included
- For an in-between size, calculate the next size up
- posts and braces are included.
- Top size is the gable end side

STEP 5: CHOOSE YOUR DOOR(S) AND WINDOW(S)

See the doors and windows list for possibilities and prices.

STEP 6: CHOOSE YOUR OPTIONS

Floor	£28,00	per m2	Roof pitch more than 26°	£40,00	Per m2
Veranda floor (Larch)	£40,00	per m2	Dormer style roof (were 2 gables meets)	£465,00	
pedestal 80cm	£40,00	per piece	Arbor top (excl. posts)	£40,00	per m2
pedestal 20cm	£25,00	per piece	Veranda 300x300cm as per Page 91 in brochure	£440,00	
Surcharge for translucent pre-treatment	+ 15%	(of items treated)	Increase wall height 28mm	£5,70	per m1
Paint doors/windows	+ 30%	(on cost of windows/doors)	Increase wall height 44mm	£8,20	per m1
Pressure treatment	+ 20%	(over complet amount, excl. w/d)	Increase wall height 68mm	£12,25	per m1
Roof Insulation (for Gable roof)	£45,00	Per m2 Log Cabin size	"Louvre"Wall (as per page 89)	£70,00	per m1 Wall
Roof Insulation (flatroof)	£40,00	Per m2 Log Cabin size	Straight heads instead of diamond cut 44mm	£0,00	
Floor Insulation	£19,00	Per m2 Log Cabin size	Glasswall/rail:	£310,00	Per meter
Wall insulation	£85,00	Per m1 wall (standard wall height)	(For an intermediate size, you calculate 1 full metre).		
Mezzanine floor	£50,00	per m2	Draft proofing bristle strip	£60,00	per piece
Stempladder	£250,00	per piece	Lock (for glasswall)		on request

WINDOWS AND DOORS

- All our windows and doors are fitted with 4+16+4 Argon filled double glazing with a 1.1 U-value
- All our (double and single) doors are fitted with a 3-point lock
- All our crossbars are fitted with a useful peg clip system. Ideal for cleaning and painting
- Adjustable hinges on doors and windows
- The "thresholds" of our doors are fitted with an aluminium wear profile.
- All our single doors can be made right hand hinged at no extra cost. (all doors are standard left hinged).
- Do you want to have these doors and windows in residential quality? Please ask us the possibilities and prices.

DD01	Single solid door 770x1800	£325,00	PE60	Double door 1210x1800	£475,00
DD01H	Single solid door 770x1935	£355,00	PE60H	Double door 1210x1935	£490,00
IN01H	Single solid door 770x1935 (opening inwards)	£410,00	PE60XL	Double door 1510x2070	£620,00
DD02	Single door 770x1800	£325,00	PE61	Single door 770x1800	£325,00
DD02H	Single door 770x1935	£355,00	PE61H	Single door 770x1935	£355,00
DD03H	Single panel door 770x1935	£410,00	PJ03	Top hung window 770x1000	£235,00
MG01	Single door frosted glass 770x1800	£355,00	PJ04	Single door 770x1800	£355,00
MG01H	Single door frosted glass 770x1935	£370,00	PJ04H	Single door 770x1935	£370,00
MG02	Double door frosted glass 1210x1800	£525,00	PJ05	Fixed window 340x730	£60,00
MG02H	Double door frosted glass 1210x1935	£545,00	PJ06	Fixed window 340x1140	£80,00
MG50	Top hung window frosted glass 1140	£145,00	PJ07	Fixed window with airgrate 340x1530	£125,00
PA03	Window frame 770x1140	£60,00	PJ08	Top hung window 460x550	£140,00
PA04	Door frame 770x1800	£95,00	PJ23	Top hung window 1935x340	£170,00
PC03	Window frame 1000x1140	£70,00	PJ24	Fixed window 1935x340	£125,00
PC04	Door frame 1000x1800	£100,00	PJ25	Fixed window 1530x1000	£155,00
PE06	Casement window 1000x1530	£425,00	PJ26	Fixed window 77x180cm	£255,00
PE07	Double door 1000x1800	£510,00	PJ27	Fixed window 77x180cm *with lead*	£420,00
PE07H	Double door 1000x1935	£525,00	PR26	Top hung window 770x1140	£270,00
PE21	Casement window 1000x1140	£370,00	PR28	Casement window 1000x1140	£425,00
PE22	Double door 1000x1800	£510,00	PR29	Single door 770x1800	£370,00
PE22H	Double door 1000x1935	£525,00	PR29H	Single door 770x1935	£405,00
PE23	Casement window 1210x1140	£390,00	PR30	Double door 1000x1800	£575,00
PE24	Double door 1210x1800	£525,00	PR30H	Double door 1000x1935	£590,00
PE24H	Double door 1210x1935	£545,00	PX37	Top hung window 770x1000	£235,00
PE25	Casement window 1000x1530	£365,00	PX39	Single door 770x1800	£355,00
PE26	Double door 1000x1800	£455,00	PX39H	Single door 770x1935	£370,00
PE26H	Double door 1000x1935	£475,00	PX44	Top hung window 770x1140	£250,00
PE27	Casement window 1210x1530	£490,00	PX45	Single door 770x1800	£355,00
PE28	Double door 1210x1800	£595,00	PX45H	Single door 770x1935	£370,00
PE28H	Double door 1210x1935	£610,00	DL01H	3-panel folding door 1495x1935	£665,00
PE40	Casement window 1210x1530	£425,00	VL01H	4-panel folding door 1995x1935	£775,00
PE41	Double door 1210x1800	£510,00	VL02H	4-panel folding door 2415x1935	£860,00
PE41H	Double door 1210x1935	£545,00	SD200	Single sliding door 2000x1935	£730,00
PE44	Casement window 1210x1530	£365,00	SD300	double sliding door 3000x1935	£1.210,00
PE45	Double door 1210x1800	£475,00	GD01	Up- and over garage door 2290x200 (brown pressure treated wood)	£955,00
PE45H	Double door 1210x1935	£490,00	GD02	Double garage door 2290x2000	£700,00
PE45XL	Double door 1510x2070	£620,00	GD03	Electric garage door 2290x2000	£2.100,00
PE45F	Double door solid 1210x1800	£595,00	Options windows and doors		
PE45FH	Double door solid 1210x1935	£610,00	Make single door (77cm) 100cm width.	£80,00	
PE46	Single door 770x1800	£325,00	Pre-treatment of window(s) / door(s)	15%	
PE46H	Single door 770x1935	£355,00	Paint door(s) / window(s)	30%	
PE47	Single tilt-turn window 770x1000	£380,00	Make single door right hand hinged	£0,00	
PE48	Double tilt-turn window 1290x1000	£480,00	Window/door with crossbars (price per glass)	£30,00	
PE49	Double tilt-turn window 121x153	£535,00	Toughened glass (per glass)	£35,00	
PE50H	Double door 1510x1935	£590,00	Glass sliding walls (prices options log cabins/prima/pro)		
PE50XL	Double door 1510x2070	£650,00	Impregnating agent 2,5 L.	£45,00	
PE51	Top hung window 770x1800	£285,00	Woodstain 2,5 L. (possible colours in brochure)	£45,00	